



## **O27 pins**



**A WORD OR TWO ABOUT INSTALLING YOUR NEW PINS. THESE PINS ARE INTENTIONALLY SLIGHTLY LONGER THAN THE ORIGINAL LIONEL STYLE PINS. WE MADE THEM THAT WAY TO MAKE SURE THAT WHEN INSTALLING THEM THEY WOULD BE INSERTED INTO VIRGIN METAL. MOST IMPORTANT, THE RAILS MUST BE TIGHTENED WITH A TRACK PLIERS BEFORE YOU INSTALL YOUR NEW PINS.**




**THE NEXT STEP WE STRONGLY ADVISE YOU USE A TRACK "JIG" SIMILAR TO THE ONES WE PROVIDE WITH OUR TRACK PLIERS AS SHOWN BELOW:**



**OUR JIGS WERE ORIGINALLY DESIGNED FOR THE LIONEL STYLE PINS, WHICH MEANS THEY WERE PRE DRILLED SO THAT 1/2 THE PIN WOULD BE IN THE TRACK, AND 1/2 OUT. WITH THE NEW PINS WHEN YOU INSERT THEM IN THE**

**JIG SLIGHTLY MORE OF THE PIN WILL NOW BE INSERTED INTO THE TRACK, WHICH IS EXACTLY WHAT WE WANT. IF YOU HAVE A DRILL PRESS AND A CHUNK OF STEEL YOU CAN MAKE A JIG LIKE ABOVE PRETTY EASILY. AS SAID, WE PROVIDE THEM WITH OUR TRACK PLIERS. IF YOU ALREADY HAVE A SET OF TRACK PLIERS, AND WOULD LIKE TO PURCHASE ONE OF OUR JIGS, SEND US AN EMAIL AND WE CAN SEND YOU A JIG FOR \$14.95 INCLUDING SHIPPING.**

**ALSO, WHEN WE DECIDED TO INCLUDE THE NEW STAINLESS STEEL PINS WITH ALL THE TRACK WE SELL, WE DISCOVERED REMOVING THE OLD PINS WAS QUITE THE PROJECT. THE BIGGEST ISSUE WAS NOT ONLY THE TIME, BUT DAMAGING THE TUBES WHEN REMOVING THE PINS. NECESSITY IS THE MOTHER OF INVENTION, SO WE CAME UP WITH YET ANOTHER "GOT TO BE A BETTER WAY". CHECK THESE PX OUT. PULLS THE PINS WITHOUT DAMAGING TRACK. IT WORKS BETTER IF YOU SCREW THE JACK DOWN ON SOMETHING SOLID. A BOARD, BENCH, PART OF THE LAYOUT OR?**



**HOWEVER THE BEST WAY AND WHAT WE USE HERE IS OUR NEW MODIFIED MINI BOLT CUTTERS, WHERE WE GRIND DOWN THE SHARP POINTS LEAVING 2 FLAT EDGES TO GRASP THE PINS. BECAUSE BOLT CUTTERS ARE COMPOUND ACTIONS THEY EXERT OVER TWICE THE PRESSURE ON THE WORK THAN YOU GIVE. PRETTY COOL EH?**



**BY THE WAY, THESE PLIERS ARE ALSO SOLD BY HOME DEPOT FOR ABOUT TEN BUCKS. IF YOU HAVE A 4 ½" ANGLE GRINDER, YOU CAN EASILY MAKE YOUR OWN, AND SAVE SHIPPING ETC.**

**ON OUR WEB SITE IS A COMPLETE DESCRIPTION OF THIS NEW JIG IDEA. [WWW.TINMAN3RAIL.COM](http://WWW.TINMAN3RAIL.COM) TECH TIPS. CHECK IT OUT. I THINK WE ARE GOING TO BE OFFERING THIS ITEM FOR SALE IN THE NEAR FUTURE, GOT A LOCAL GUY WHO WILL BEND THE STEEL PIECE FOR US. CHECK BACK WITH US IN A COUPLE OF WEEKS OR SO.**

**([WWW.TINMAN3RAIL.COM](http://WWW.TINMAN3RAIL.COM))**

**WE ARE VERY MUCH DEDICATED TO HELPING FOLKS GET THEIR TRAINS RUNNING AS WELL AS THEY DID 50 AND IN SOME CASES OVER 100 YEARS AGO, AND DOING OUR BEST SO YOUR GREAT GREAT GRANDCHILDREN WILL ENJOY THEM AS MUCH AS WE DO.**

**ANY QUESTIONS, PLEASE FEEL FREE TO EITHER EMAIL [TINMAN@TINMAN3RAIL.COM](mailto:TINMAN@TINMAN3RAIL.COM), OR CALL 262-914-0057. WE ENJOY HEARING FROM YOU GUYS (OOPS AND GALS).**